

Goto Webinar

操作方式說明

Step 1:

- 取得註冊連結後近入註冊頁面

<https://register.gotowebinar.com/register/6866415337160795148>

Step 2:

- 進入註冊頁面後填寫相關註冊資訊



**Boehringer
Ingelheim**

BI TEST

Tue, Apr 7, 2020 2:30 PM - 3:30 PM CST
[Show in My Time Zone](#)

***Required field**

First Name* Last Name*

Email Address*


Unless making a secure payment with your credit or debit card via a third-party payment processor, this form is not designed to collect confidential or sensitive personal information (e.g., financial information, social security numbers).

Hospital

Department


Step 3:

- 註冊頁面後填寫相關註冊資訊後系統回覆註冊完成！



Step 4:

- 註冊完成後系統發送信件到註冊時填寫的信箱
- 可以加入行事曆或直接按Join Webinar加入會議
- 也可以取消註冊

**Boehringer
Ingelheim**

Dear tommy,

Thank you for registering for "BI TEST".

Please send your questions, comments and feedback to: tommy.liuyh@msa.hinet.net

How To Join The Webinar

Tue, Apr 7, 2020 2:30 PM - 3:30 PM CST

Add to Calendar: [Outlook® Calendar](#) | [Google Calendar™](#) | [iCal®](#)

1. Click the link to join the webinar at the specified time and date:

Join Webinar

Note: This link should not be shared with others; it is unique to you.

Before joining, be sure to [check system requirements](#) to avoid any connection issues.

2. Choose one of the following audio options:

TO USE YOUR COMPUTER'S AUDIO:

When the webinar begins, you will be connected to audio using your computer's microphone and speakers (VoIP). A headset is recommended.

--OR--

TO USE YOUR TELEPHONE:

If you prefer to use your phone, you must select "Use Telephone" after joining the webinar and call in using the numbers below.

United States: +1 (631) 992-3221

Access Code: 347-571-027


Audio PIN: Shown after joining the webinar

Webinar ID: 744-942-499

To Cancel this Registration

If you can't attend this webinar, you may [cancel your registration](#) at any time.

You are receiving this email because you registered for this webinar. Your email address and personal information will be used by the Webinar organizer to communicate with you about this event and their other services. To review the organizer's privacy policy or stop receiving their communications, please contact the organizer directly.



Step 5:

- 選擇計算機音頻加入會議

